

Plaza Theatrical Productions, Inc.

Preliminary Technical Rider
NATE THE GREAT – THE MUSICAL

Thank you for your interest in *Nate the Great – The Musical!* The following is a PRELIMINARY technical rider. Revision, should there be any, will be forwarded to the presenter no later than two weeks prior to the first performance. If you have any questions about specific items in the preliminary technical rider or have any special needs, please contact:

Kevin Harrington - Producer
(516) 599-6870
plazatheatricals@gmail.com

SHOW / COMPANY INFORMATION

Running Time: Approximately sixty (50) minutes without an intermission.

Company:

- 5 Actors (serving as assistant stage managers)
- 1 Stage Manager
- 2 Crew (Sound / Lights)

Vehicles: The physical production travels in a cargo van while the cast travels in a mini-van. If both vehicles cannot remain in the loading area for the duration of the company's time onsite, we will require parking.

CREW REQUIREMENTS

The production road crew consists of a production stage manager (projections), assistant stage manager (lights), and sound engineer. The cast members, serving as assistant stage managers, are responsible for props and wardrobe. Members of the production company cannot be used to supplement or take the place of the local crew. Their function is to coordinate, oversee, and instruct local crew. Pending time of the first morning show, the load-in may take place the day before.

Load-in: Two and one-half hours
Strike: One hour

This production is a non-yellow card attraction. The by-laws governing different labor unions vary greatly across the country. These variables are solely the responsibility of the presenter. The labor calls are based on the premise that able-bodied stagehands, who have an expertise in specific departments, can and will assist in *all* areas as the need arises. As further reference, the following is the estimated labor requirements and is subject to change according to local conditions.

Position	Load-in	Run	Load-out
Spot Operators	1	1	1
Sound	1	1	1
Electrics / Lights	1	1	1
TOTALS:	3	3	3

PUBLICITY MATERIALS

Advertising and publicity materials, developed in association with Roddy Designs, may be obtained by contacting:

TC Weiss
(516) 599-6870
tcplazatheatrical@gmail.com

SET / PROJECTIONS

Minimum Opening: 28'0 Wide

Minimum Stage Depth: 24'0 Deep




Shows are designed to play in a variety of venues.

Unit Set: Cubes. As the cast may interact with audience members, direct access must be provided from the stage to the audience areas.


Masking: The presenter shall supply and hang all stage masking.


Projections: Presenter must supply and hang a short-throw projector and projection surface. The projections are operated via an iPad by the production stage manager. The projections used in Nate the Great – The Musical are being designed by Broadway Media Distribution, California. See information below:






Getting Started with Projectors

 How to get a large image	 How to get a bright image	 BMD projector options
<ul style="list-style-type: none">• Change lens to short-throw• Adjust the projector placement	<ul style="list-style-type: none">• Adjust lighting away from projection surface• Move the projector closer	<ul style="list-style-type: none">• Affordable weekly rentals• Quality purchase investment options

What about SHADOWS? Mount the projector to a lightbar onstage above the actors, facing the projection surface. This creates a triangle of light which projects behind the actors thus eliminating shadows.



 **IMAGE BRIGHTNESS**

				
3k	5k	8k	12k	15k

For additional information and questions regarding projections, please contact:

Quentin Sanford

Broadway Media Distribution, Inc

quentin@bwymedia.com

1-800-277-0343

Be sure to reference: Awesome Allie National Tour Production presented by Plaza Theatricals.

PROPERTIES

The presenter shall provide one 4x8 prop table in each wing.

The presenter shall provide backstage running lights.

The stage should be dust mopped and wet mopped with clean water and clean mops prior to each performance.

ELECTRICS

The production does *not* travel with any front of house or on-stage instruments. Presenter must supply all front of house, on-stage lighting, and two follow spots. The basic requirements are:

- Bright general illumination even across the entire performance area (front of house and on-stage)
- Blue wash to indicate evening scenes
- Stage right, center stage, and stage left area specials
- One follow spots

AUDIO

In the event a presenter does not have an adequate sound system, sound reinforcement must be arranged. The expense for additional sound augmentation shall be borne entirely by the presenter. It is the producers' preference to have their own sound engineer mix the performance at a front-of-house position, with the assistance of the presenter's in-house audio personnel.

Body Mic Requirements: 5 (While the production travels with body mics, we often use the venue supplied body mics).

A full sound check will take place approximately sixty minutes prior to the scheduled performance time. The house opening must be held until completion of the sound check. Please make the audio engineer aware of any trouble frequency ranges specific to your area.

The production will play a pre-recorded age appropriate announcement, which has been recorded by a "character" in the play, regarding proper audience etiquette for young people, cell phones, video, and an introduction to the show. The show uses a pre-recorded accompaniment track. Pre-show and post show music, pre-show announcement, and accompaniment track are on an iPad.

The presenter must supply headset communication between the SM, deck, lights, and sound positions.

DRESSING ROOMS

Minimum dressing room requirements: Two chorus dressing rooms (6 persons or more). All dressing rooms and bathrooms (with hot and cold running water) must be cleaned, maintained, and kept at a comfortable temperature throughout the production run.

HOUSE OPENING

Generally, the house will open thirty (30) minutes prior to the scheduled performance but in no case earlier than forty-five (45) minutes prior to the performance. The producer's stage manager must release the house to the presenter before the house can open for seating.

HOUSE SEATS AND COMPLIMENTARY TICKETS

The presenter shall hold up to ten (5) pairs of complimentary seats for each performance. Such seats not specifically allocated by the producer or his representative twenty-four hours prior to the performance may be released.

PAYMENT

The producer's stage manager shall receive final payment in the form of a cashier's check, money order, college/university check, or cash prior to the start of the first performance.

ACCOMMODATIONS

This production requires 5 hotel rooms.

Hotel: 4 out of 5 bullet point rating on trip advisor
Free Continental Breakfast
Free (or comped) working WiFi in all rooms

HOSPITALITY

The presenter shall supply refreshments and light snacks (such as coffee, tea, bottled water, fruit juices, cheese/crackers, fresh vegetables and dip, fresh fruit, yogurt, bagels, muffins, croissants, etc.) for the cast, musicians, and road crew.

For engagement days with two (2) performances, the presenter shall supply lunch (such as sandwiches, salads, chicken, pasta, chips, and beverages). Pizza is *not* acceptable.

For engagement days with more than two performances, pending on the curtain times, an additional meal may need to be arranged.

ACCEPTANCE

The four-page technical rider have been read and agreed to. In the unlikely event the presenter fails to comply with any of the conditions of this rider, the producer shall have the right to refuse to present the production without relieving the presenter of its obligation to pay all monies it would have been required to pay had the production been presented as scheduled.

AGREED AND ACCEPTED:

Presenter – Please print

date

Presenter - Signature

Producer

date

Venue Technical Director Name_____

Phone Number_____